

Get Your Feet Wet

INTRODUCTORY STOCK HORSE SHOW AND CLINIC

FEAT. CARDED JUDGES & CLINICIANS

HOSTED BY BRAZOS EXTENSION HORSE COMMITTEE & NAVARIO RANCH HORSE PRODUCTIONS

2023
SEPT 22-24
BRAZOS CO. EXPO

SATURDAY CLINIC

\$200 PER HORSE/RIDER PAIR
The clinic will consist of 5 rotating groups. Each station will be 1.5 hours. Groups will be pre-assigned.

CLINICIANS & STATIONS

STOCK HORSE PLEASURE

- FLO DELESQUE

RANCH TRAIL

- JEREMY DULL

RANCH REINING

- JENNIFER WILLIAMS

BOXING, FLAG ONLY

- MATT TURNER

RANCH RIDING

- SHARON WELLMANN

SUNDAY SHOW

\$10/CLASS + \$10 OFFICE FEE
\$60 NON-REFUNDABLE CATTLE FEE/RUN

DIVISIONS

PEE-WEE - LEADLINE, 10 & UNDER

WALK/TROT YOUTH - 18 & UNDER

YOUTH - 18 & UNDER

WALK/TROT NOVICE - 18 & OVER

NOVICE - 18 & OVER

CLASSES

STOCK HORSE PLEASURE

RANCH TRAIL

RANCH REINING

BOXING, LIVE CATTLE

RANCH RIDING

OTHER FEES

RV HOOKUP - \$40/NIGHT

STALLS - \$40/NIGHT

SHAVINGS - \$10/BAG

- NO OUTSIDE SHAVINGS ALLOWED

SUNDAY SHOW DIVISION ORDER OF GO

SHOW START: 8AM

PEE-WEE

- RANCH TRAIL
- STOCK HORSE PLEASURE

WALK/TROT YOUTH

- RANCH TRAIL
- STOCK HORSE PLEASURE
- REINING
- RANCH RIDING AT-WILL

YOUTH

- RANCH TRAIL
- STOCK HORSE PLEASURE
- REINING
- BOXING
- RANCH RIDING AT-WILL

WALK/TROT NOVICE

- REINING
- STOCK HORSE PLEASURE
- RANCH TRAIL
- RANCH RIDING AT-WILL

NOVICE

- REINING
- BOXING
- RANCH TRAIL
- STOCK HORSE PLEASURE
- RANCH RIDING AT-WILL



SCAN THE CODE TO
LEARN MORE

GENERAL INFORMATION

Hosted by Brazos Extension Horse Committee and NavaRio Ranch Horse Productions.

This event is intended for novice youth and adult riders looking to start showing in the popular discipline of stock horse. This event aims to walk competitors through a show experience with the assistance of passionate and supportive professionals.

www.brazoshorse.com
www.navarioranch.com



VENUE

Brazos County Expo Center
5827 Leonard Rd Bryan, TX 77807

SCHEDULE OF EVENTS

FRIDAY (9/22)

- Move in beginning at 12pm

SATURDAY (9/23)

- Clinic:
 - Check In: 7am
 - Start Time: 8am
- Rulebook Workshop Social
 - 7:30pm

SUNDAY (9/24)

- Show Day:
 - Check In: 7am
 - Start Time: 8am

CLASS LOCATIONS

NORTH ARENA

- Reining

SOUTH ARENA

- At-Will Ranch Riding
- Cow Work

SOUTHEAST PAVILION

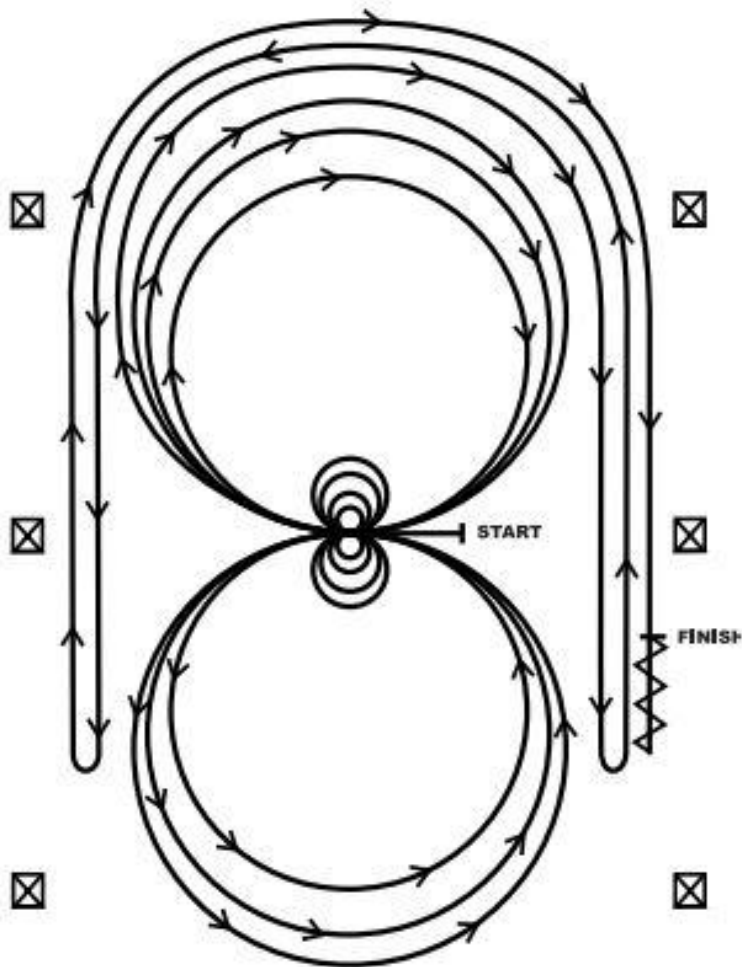
- Ranch Trail
- Stock Horse Pleasure

OFFICIAL PHOTOGRAPHER

AYLA KIEPERT PHOTOGRAPHY SERVICE

ayla kiepert
PHOTOGRAPHY SERVICE

REINING PATTERN #8



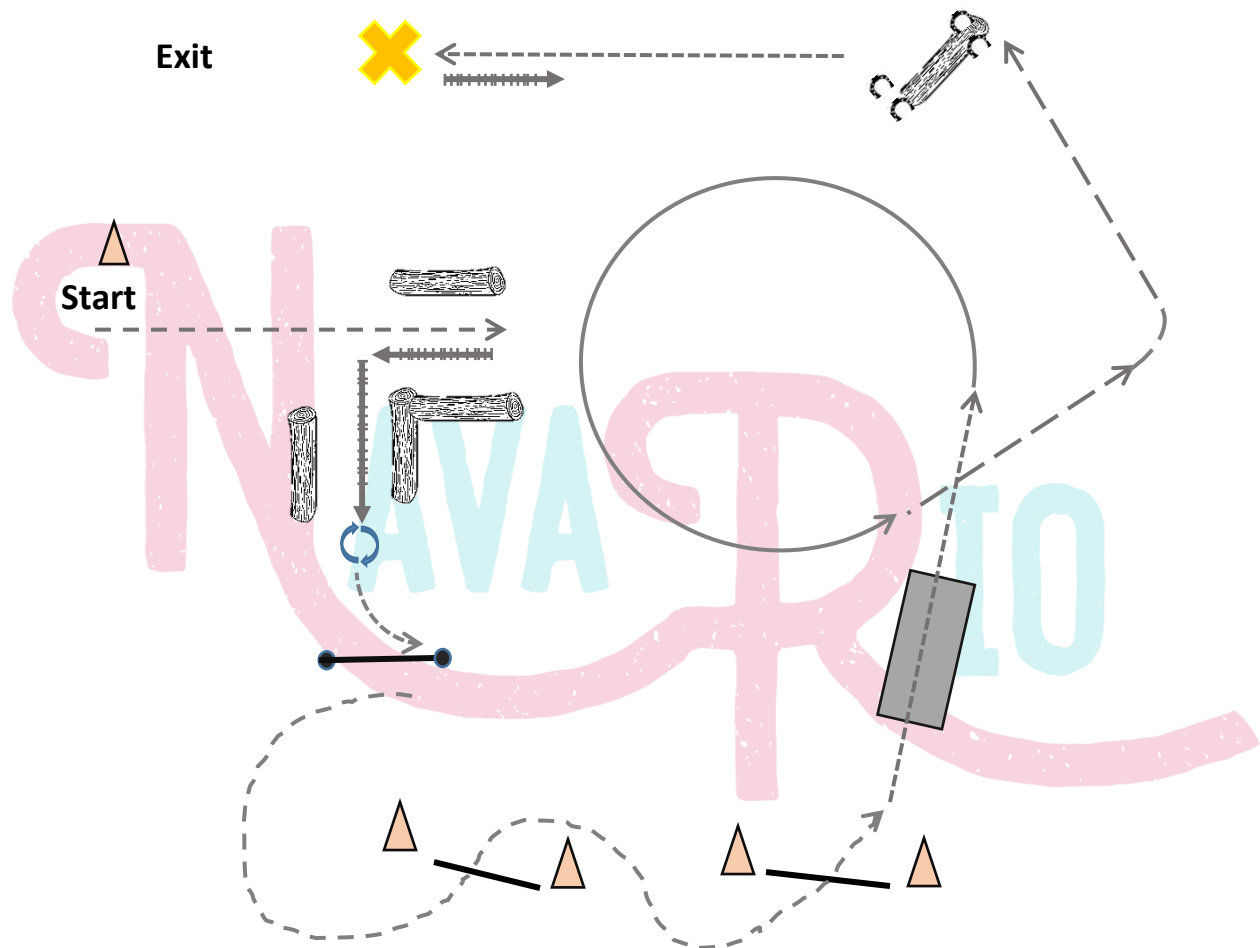
Horse may walk or jog to the center of arena. Horses must walk or stop prior to starting pattern. Begin at center of the arena facing left wall.

1. Complete four spins to the left. Hesitate
2. Complete four spins to the right. Hesitate.
3. Beginning on right lead, complete three circles to the right: first circle large and fast, second circle small and slow, third circle large and fast. Change leads at center of arena
4. Complete three circles to the left: first circle large and fast, second circle small and slow, third circle large and fast. Change leads at center of arena
5. Begin a large fast circle to the right but do not close this circle. Run straight down the right side of arena past center marker and do a left rollback at least twenty feet from wall - no hesitation
6. Continue back around previous circle but do not close this circle. Run down the left side of arena past center marker and do a right rollback at least twenty feet from wall - no hesitation
7. Continue back around previous circle but do not close this circle. Run down right side of arena past center marker and do a sliding stop at least twenty feet from the wall. Back up at least ten feet. Hesitate to demonstrate completion of pattern.

NavaRio Ranch Series

WTL Ranch Trail

Show Date: September 24, 2023



1. Jog into chute, stop and back through logs toward gate.
2. ½ turn either direction and walk to gate.
3. Right hand gate, proceed at a jog.
4. Jog serpentine over logs and through cones.
5. Walk onto bridge, count to 5, step off bridge.
6. Lope left lead circle.
7. Transition to the extended trot, perform square corner to side pass obstacle.
8. Side pass over log to the left, proceed at a walk.
9. Dismount and back horse 4 steps.
10. Exit at the walk. (you can either lead out or remount)

| | |
|------------------|-----------|
| Walk | ----- |
| Jog | |
| Ext. Trot | - - - - - |
| Lope | ————— |
| Back | → |
| Side pass | u u |

Stock Horse Pleasure Pattern

~Gaits to be Performed in this Order~

- | | |
|---------------------|------------|
| 1) Extended Walk | (75 feet) |
| 2) Trot | (150 feet) |
| 3) Extended Trot | (240 feet) |
| 4) Lope | (150 feet) |
| 5) Stop and Reverse | |
| 6) Ordinary Walk | (30 feet) |
| 7) Lope | (150 feet) |
| 8) Extended Lope | (200 feet) |
| 9) Trot | (90 feet) |
| 10) Stop and Back | |

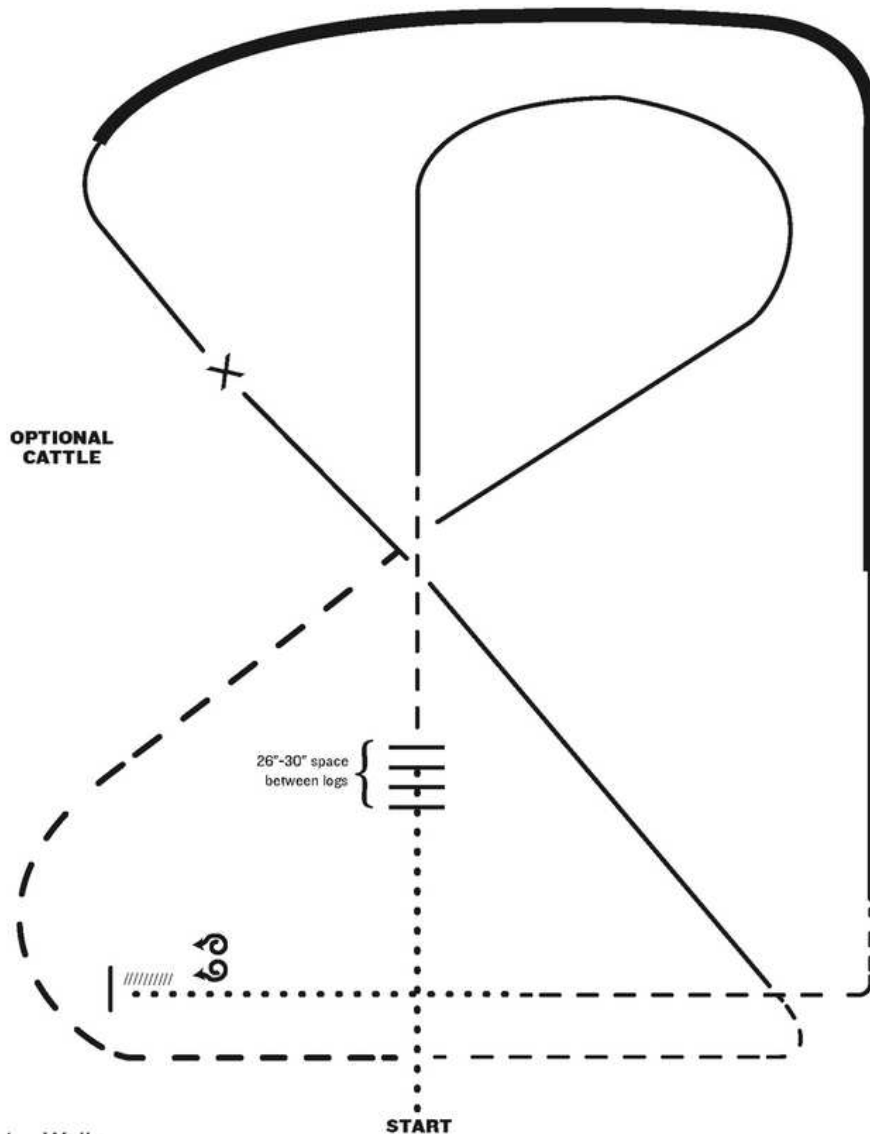
***Distances are dependent on the size of space used for the event**

NavaRio Ranch Series



Ranch Riding

Show Date: 9/24/23



1. Walk
2. Walk over logs
3. Trot
4. Lope right lead
5. Extended trot
6. Trot
7. Lope left lead
8. Change leads (simple or flying)
9. Right lead, extended lope
10. Collect Lope
11. Trot
12. Walk
13. Stop and back
14. 360 degree turn each direction (either direction 1st) (L-R or R-L)

Note: The drawn description of this pattern is only intended for the general depiction of the pattern. Exhibitors should utilize the arena space to best exhibit their horses.